



TRIM TRAILS



HELLO

The School Playground Company combines educational understanding with over 25 years design experience to create stimulating play environments that allow children to learn in an exciting space.

We pride ourselves in working with you and providing a high quality solution, tailored to your needs.

We specialise in School Playground equipment for Schools and Academies throughout the Midlands including Coventry, Leicester, Nottingham and birmingham, and our experienced installers are fully insured, and DBS checked.

We're a small, focussed team who believe in doing the job right and pride ourselves on our attention to detail from start to finish, including outstanding after sales service at no extra cost.



**14 Greenfields Business Park,
Wheatfield Way,
Hinckley
LE10 1BB**



01455 412134



info@schoolplaygroundcompany.co.uk

CONSULT

book an appointment online or over the phone with our friendly team and we will come to you to discuss your ideas and needs for your new playground.

DESIGN

our team of talented designers will bring your ideas to life with colourful visuals and plans of your new play area. once you're happy with your design and quote we'll get building.

BUILD

back in the workshop the team will be busy making your new play equipment. While on site we fully manage the project and deliver to you a safe and sturdy playground.

PLAY

This is where the fun starts. The children can explore and enjoy their new playground. our outstanding ongoing after sales care means you can rest assured that everything is taken care of.



TRIM TRAIL COMPONENTS





TRIM TRAIL COMPONENTS



ROPE BRIDGE

Product Ref Number: B1-000

Dimensions: L: 2.98m W: 1.18m H: 1.40m

Age Range: 3+ years

Free Fall Height: 0.50m

Free Space Required: L: 5.98m W: 4.18m

Safety Surfacing Area: 23m²

Conformity to EN1176: Yes

Product Ref Number: B1-001

Dimensions: L: 2.40m W: 0.14m H: 0.40m

Age Range: 3+ years

Free Fall Height: 0.40m

Free Space Required: L: 5.40m W: 3.14m

Safety Surfacing Area: 14.8m²

Conformity to EN1176: Yes



BALANCE BEAM



ROPE WALK WEAVER

Product Ref Number: B1-002

Dimensions: L: 4.64m W: 0.14m H: 1.80m

Age Range: 5+ years

Free Fall Height: 0.50m


Free Space Required: L: 7.64m W: 3.00m

Safety Surfacing Area: 21m²

Conformity to EN1176: Yes



TRIM TRAIL COMPONENTS



ROPE BALANCE WALK

Product Ref Number: B1-003

Dimensions: L: 2.90m W: 0.22m H: 2.45m

Age Range: 5+ years

Free Fall Height: 0.50m

Free Space Required: L: 5.71m W: 3.00m

Safety Surfacing Area: 15.2m²

Conformity to EN1176: Yes

Product Ref Number: B1-004

Dimensions: L: 2.40m W: 0.14m H: 0.40m

Age Range: 3+ years

Free Fall Height: 0.40m

Free Space Required: L: 5.40m W: 3.14m

Safety Surfacing Area: 14.8m²

Conformity to EN1176: Yes



INCLINED BALANCE BEAM



SUSPENSION BRIDGE

Product Ref Number: B1-005

Dimensions: L: 2.98m W: 1.18m H: 1.40m

Age Range: 3+ years

Free Fall Height: 0.50m

Free Space Required: L: 5.98m W: 4.18m

Safety Surfacing Area: 23m²

Conformity to EN1176: Yes



TRIM TRAIL COMPONENTS



STILTS

Product Ref Number: B1-006

Dimensions: L: 2.14m W: 1.12m H: 1.50m

Age Range: 5+ years

Free Fall Height: 0.50m

Free Space Required: L: 5.14m W: 4.40m

Safety Surfacing Area: 20m²

Conformity to EN1176: Yes

Product Ref Number: B1-007

Dimensions: L: 1.80m W: 0.35m H: 1.50m

Age Range: 3+ years

Free Fall Height: 0.30m

Free Space Required: L: 4.80m W: 3.35m

Safety Surfacing Area: 13.4m²

Conformity to EN1176: Yes



LOG SNAKE WEAVER



200MM STEP POST

Product Ref Number: B1-008

Dimensions: L: 2.98m W: 1.18m H: 1.40m

Age Range: 3+ years

Free Fall Height: 0.50m

Free Space Required: L: 5.98m W: 4.18m

Safety Surfacing Area: 23m²

Conformity to EN1176: Yes

STILTS





TRIM TRAIL COMPONENTS



WOBBLE BRIDGE

Product Ref Number: B1-009

Dimensions: L: 2.70m W: 1.18m H: 1.40m

Age Range: 3+ years

Free Fall Height: 0.50m

Free Space Required: L: 5.70m W: 4.18m

Safety Surfacing Area: 22m²

Conformity to EN1176: Yes

Product Ref Number: B1-010

Dimensions: L: 2.40m W: 0.53m H: 0.40m

Age Range: 3+ years

Free Fall Height: 0.40m

Free Space Required: L: 5.40m W: 3.53m

Safety Surfacing Area: 17m²

Conformity to EN1176: Yes



CROSS BEAMS



DROP ROPE TRAVERSE

Product Ref Number: B1-011

Dimensions: L: 2.90m W: 0.22m H: 2.45m

Age Range: 5+ years

Free Fall Height: 0.50m

Free Space Required: L: 5.71m W: 3.00m

Safety Surfacing Area: 15.2m²

Conformity to EN1176: Yes



TRIM TRAIL COMPONENTS



WEB NET TRAVERSE

Product Ref Number: B1-012

Dimensions: L: 2.90m W: 0.22m H: 2.45m

Age Range: 3+ years

Free Fall Height: 1m

Free Space Required: L: 5.71m W: 3.00m

Safety Surfacing Area: 15m²

Conformity to EN1176: Yes

Product Ref Number: B1-013

Dimensions: L: 0.84m W: 0.14m H: 0.50m

Age Range: 3+ years

Free Fall Height: 0.50m

Free Space Required: L: 3.84m W: 3.18m

Safety Surfacing Area: 10m²

Conformity to EN1176: Yes



**STEP POST
CLUSTER**

Product Ref Number: B1-014

Dimensions: L: 5.60m W: 0.14m H: 2.10m

Age Range: 5+ years

Free Fall Height: 0.65m

Free Space Required: L: 8.60m W: 3.14m

Safety Surfacing Area: 25m²

Conformity to EN1176: Yes



**TRAVERSE
WALL & ROPES**



TRIM TRAIL COMPONENTS



SWINGING STEPS

Product Ref Number: B1-015

Dimensions: L: 2.90m W: 0.22m H: 2.45m

Age Range: 5+ years

Free Fall Height: 0.5m

Free Space Required: L: 5.71m W: 3.00m

Safety Surfacing Area: 15.2m²

Conformity to EN1176: Yes

Product Ref Number: B1-016

Dimensions: L: 2.68m W: 1.46m H: 0.16m

Age Range: 3+ years

Free Fall Height: 0.16m

Free Space Required: L: 5.67m W: 4.48m

Safety Surfacing Area: 20m²

Conformity to EN1176: Yes



TYRE HOPSCOTCH



**INCLINED
BALANCE WEAVE**

Product Ref Number: B1-017

Dimensions: L: 2.40m W: 0.42m H: 1.50m

Age Range: 3+ years

Free Fall Height: 0.40m

Free Space Required: L: 5.40m W: 3.14m

Safety Surfacing Area: 14.8m²


Conformity to EN1176: Yes

WOBBLE BRIDGE





TRIM TRAIL COMPONENTS



SLALOM ROPE WALK

Product Ref Number: B1-018

Dimensions: L: 3.93m W: 1.13m H: 1.75m

Age Range: 3+ years

Free Fall Height: 0.45m

Free Space Required: L: 6.93m W: 4.06m

Safety Surfacing Area: 20.5m²

Conformity to EN1176: Yes

Product Ref Number: B1-019

Dimensions: L: 2.93m W: 0.98m H: 0.50m

Age Range: 3+ years

Free Fall Height: 0.50m

Free Space Required: L: 5.93m W: 3.98m

Safety Surfacing Area: 21.5m²

Conformity to EN1176: Yes



BALANCE SLALOM

Product Ref Number: B1-020

Dimensions: L: 3.05m W: 0.14m H: 2.10m

Age Range: 5+ years

Free Fall Height: 0.65m

Free Space Required: L: 6.05m W: 3.14m

Safety Surfacing Area: 17m²


Conformity to EN1176: Yes



TRAVERSE WALL



TRIM TRAIL COMPONENTS



"V" BRIDGE

Product Ref Number: B1-021

Dimensions: L: 2.88m W: 1.42m H: 1.40m

Age Range: 3+ years

Free Fall Height: 0.50m

Free Space Required: L: 5.88m W: 4.18m

Safety Surfacing Area: 22.6m²

Conformity to EN1176: Yes

Product Ref Number: B1-022

Dimensions: L: 1.52m W: 1.50m H: 1.50m

Age Range: 5+ years

Free Fall Height: 1.50m

Free Space Required: L: 4.51m W: 4.50m

Safety Surfacing Area: 18.3m²

Conformity to EN1176: Yes



**A-FRAME LOG
CLIMBER 1.5M**



MONKEY BARS

Product Ref Number: B1-023

Dimensions: L: 2.52m W: 1.02m H: 1.90m

Age Range: 5+ years

Free Fall Height: 1.83m

Free Space Required: L: 5.63m W: 4.39m

Safety Surfacing Area: 22.8m²

Conformity to EN1176: Yes



TRIM TRAIL COMPONENTS



**1M SCRAMBLE NET
& LOG CLIMBER**

Product Ref Number: B1-024

Dimensions: L: 1.70m W: 1.50m H: 1.00m

Age Range: 3+ years

Free Fall Height: 1m

Free Space Required: L: 4.70m W: 4.50m

Safety Surfacing Area: 19m²

Conformity to EN1176: Yes

Product Ref Number: B1-025

Dimensions: L: 1.50m W: 1.50m H: 1.50m

Age Range: 5+ years

Free Fall Height: 1.50m

Free Space Required: L: 4.50m W: 4.50m

Safety Surfacing Area: 18.3m²

Conformity to EN1176: Yes



**1.5M ROCK WALL
& LOG CLIMBER**

Product Ref Number: B1-026

Dimensions: L: 1.50m W: 1.50m H: 1.50m

Age Range: 5+ years

Free Fall Height: 1.50m

Free Space Required: L: 4.50m W: 4.50m

Safety Surfacing Area: 18.3m²

Conformity to EN1176: Yes



**1.5M ROCK WALL
& SCRAMBLE NET**

TRAVERSE WALL





TRIM TRAIL COMPONENTS



LOG ROLL

Product Ref Number: B1-027

Dimensions: L: 2.90m W: 0.22m H: 2.45m

Age Range: 5+ years

Free Fall Height: 0.4m

Free Space Required: L: 5.70m W: 3.00m

Safety Surfacing Area: 15m²

Conformity to EN1176: Yes

Product Ref Number: B1-028

Dimensions: L: 1.65m W: 0.12m H: 0.25m

Age Range: 3+ years

Free Fall Height: 0.52m

Free Space Required: L: 4.65m W: 3.12m

Safety Surfacing Area: 12.5m²

Conformity to EN1176: Yes



BALANCE BEAM LINK

Product Ref Number: B1-031

Dimensions: L: 2.90m W: 0.22m H: 2.45m

Age Range: 5+ years

Free Fall Height: 0.45m

Free Space Required: L: 5.71m W: 3.00m

Safety Surfacing Area: 15.2m²

Conformity to EN1176: Yes



TARZAN TRAVERSE



TRIM TRAIL COMPONENTS



TYRE TRAVERSE

Product Ref Number: B1-033

Dimensions: L: 2.90m W: 0.60m H: 2.45m

Age Range: 5+ years

Free Fall Height: 1.00m

Free Space Required: L: 5.71m W: 3.00m

Safety Surfacing Area: 15.2m²

Conformity to EN1176: Yes

Product Ref Number: B1-034

Dimensions: L: 2.48m W: 1.25m H: 1.50m

Age Range: 5+ years

Free Fall Height: 1.50m

Free Space Required: L: 5.48m W: 4.35m

Safety Surfacing Area: 23m²


Conformity to EN1176: Yes



NET TUNNEL



TRIM TRAIL COMPONENTS



ROLL OVER BARS

Product Ref Number: B1-036

Dimensions: L: 3.48m W: 0.12m H: 1.20m

Age Range: 5+ years

Free Fall Height: 1.20m

Free Space Required: L: 6.48m W: 3.00m

Safety Surfacing Area: 17.5m²

Conformity to EN1176: Yes

Product Ref Number: B1-037

Dimensions: L: 1.20m W: 1.20m H: 1.20m

Age Range: 3+ years

Free Fall Height: 0.90m

Free Space Required: L: 4.20m W: 3.80m

Safety Surfacing Area: 15m²

Conformity to EN1176: Yes



TUNNEL

TRIM TRAIL COMBINATIONS





TRIM TRAIL COMBINATIONS



COMBINATION 1

Product Ref Number: B15-001

Dimensions: L: 12.74m W: 0.45m H: 2.45m

Age Range: 3+ years

Free Fall Height: 0.60m

Free Space Required: L: 15.56m W: 3.14m

Safety Surfacing Area: 45m²

Conformity to EN1176: Yes

Trim Trail Items:

1. Inclined Balance Weave
2. Stepping Logs x 2
3. Swinging Steps
4. Connecting Balance Beam
5. Rope Balance Walk
6. Traverse Wall



COMBINATION 2

Product Ref Number: B15-002

Dimensions: L: 16.43m W: 1.28m H: 2.45m

Age Range: 3+ years

Free Fall Height: 0.60m

Free Space Required: L: 18.93m W: 4.40m

Safety Surfacing Area: 67m²

Conformity to EN1176: Yes

Trim Trail Items:

1. Stepping Logs x 7
2. Stilts
3. Wobbly Bridge
4. Connecting Balance Beam
5. Rope Balance Walk
6. Balance Beam
7. Log Snake Weaver



TRIM TRAIL COMBINATIONS



COMBINATION 3

Product Ref Number: B15-003

Dimensions: L: 17.56m W: 1.50m H: 1.83m

Age Range: 5+ years

Free Fall Height: 1.83m

Free Space Required: L: 20.64m W: 4.50m

Safety Surfacing Area: 72.7m²

Conformity to EN1176: Yes

Trim Trail Items:

1. Inclined Balance Beam
2. Stepping Logs x 4
3. Monkey Bars
4. Connecting Balance Beam x 2
5. Swinging Steps
6. Drop Rope Traverse
7. Rock Wall & Log Climber



COMBINATION 4

Product Ref Number: B15-004

Dimensions: L: 18.66m W: 1.28m H: 1.80m

Age Range: 3+ years

Free Fall Height: 0.60m

Free Space Required: L: 21.66m W: 4.40m

Safety Surfacing Area: 78.5m²

Conformity to EN1176: Yes

Trim Trail Items:

1. Inclined Balance Beam
2. Stilts
3. Stepping Logs x 2
4. Wobbly Bridge
5. Connecting Balance Beam
6. Traverse Wall
7. Balance Slalom
8. Inclined Balance Weave



TRIM TRAIL COMBINATIONS



COMBINATION 5

Product Ref Number: B15-005

Dimensions: L: 23.53m W: 1.20m H: 2.45m

Age Range: 5+ years

Free Fall Height: 0.60m

Free Space Required: L: 26.53m W: 4.40m

Safety Surfacing Area: 93m²

Conformity to EN1176: Yes

Trim Trail Items:

1. Inclined Balance Beam
2. Stilts
3. Stepping Logs x 9
4. Wobbly Bridge
5. Swinging Steps
6. Connecting Balance Beam
7. Drop Rope Traverse
8. Balance Slalom
9. Inclined Balance Weave



COMBINATION 6

Product Ref Number: B15-006

Dimensions: L: 40m W: 1.50m H: 2.45m

Age Range: 5+ years

Free Fall Height: 1.50m

Free Space Required: L: 16m W: 16m

Safety Surfacing Area: 150m²

Conformity to EN1176: Yes

Trim Trail Items:

1. Inclined Balance Weave
2. Tyre Traverse
3. Rope Walk
4. Drop Rope Traverse
5. Connecting Balance Beam
6. Traverse Wall
7. Stepping Logs x 12
8. Wobbly Bridge
9. Balance Slalom
10. Swinging Steps
11. Balance Beam
12. Net Tunnel
13. A-Frame Climber

FREESTANDING TRIM TRAIL





FREESTANDING TRIM TRAIL



A FRAME CLIMBER

Product Ref Number: B3-000

Dimensions: W: 1.20m L: 1.10m H: 0.60m

Age Range: 3+ years

Free Fall Height: 0.60m

Free Space Required: 4.10m x 4.20m

Safety Surfacing Area: N/A

Conformity to EN1176: Yes

Product Ref Number: B3-001

Dimensions: W: 0.50m L: 1.50m H: 0.40m

Age Range: 3+ years

Free Fall Height: 0.40m

Free Space Required: 4.50m x 3.20m

Safety Surfacing Area: N/A

Conformity to EN1176: Yes



BALANCE BEAM

Product Ref Number: B3-002

Dimensions: W: 0.50m L: 1.50m H: 0.40m

Age Range: 3+ years

Free Fall Height: 0.40m

Free Space Required: 4.50m x 3.50m

Safety Surfacing Area: N/A

Conformity to EN1176: Yes



**SLOPING
BALANCE BEAM**



FREESTANDING TRIM TRAIL



STEPPING LOGS

Product Ref Number: B3-003

Dimensions: W: 0.20m L: 0.20m H: 0.15m

Age Range: 3+ years

Free Fall Height: 0.15m

Free Space Required: 3.20m x 3.20m

Safety Surfacing Area: N/A

Conformity to EN1176: Yes

Product Ref Number: B3-004

Dimensions: W: 0.70m L: 1.50m H: 0.40m

Age Range: 3+ years

Free Fall Height: 0.40m

Free Space Required: 4.50m x 3.40m

Safety Surfacing Area: N/A

Conformity to EN1176: Yes



STEPPING POSTS

Product Ref Number: B3-005

Dimensions: W: 0.50m L: 1.50m H: 0.40m

Age Range: 3+ years

Free Fall Height: 0.40m

Free Space Required: 4.50m x 3.40m

Safety Surfacing Area: N/A

Conformity to EN1176: Yes



**ZIG ZAG
BALANCE BEAM**

MINI TRIM TRAIL





Mini Trim Trail

Designed with early years children in mind, our Mini Trim Trail brings the excitement and adventure of our regular-sized trim trail to the little ones!

We understand the importance of providing age-appropriate equipment that promotes physical development, coordination, and exploration. With our Mini Trim Trail, you can downsize any of our popular trim trail products, ensuring that even the youngest adventurers can embark on their thrilling journey through play.

From scaled-down climbing frames to mini balance beams, our Mini Trim Trail offers a safe and stimulating environment for children to enhance their motor skills, build confidence, and foster a lifelong love for active play.



MATERIALS





Materials

At The School Playground Company, we pride ourselves on using top-quality materials for our Trim Trails, including Laminated Timber. Laminated Timber is a specially engineered wood product that combines multiple layers of timber bonded together with high-strength adhesives. This innovative construction technique offers several key benefits for our playground equipment.

Engineered with precision, Laminated Timber boasts unmatched durability, stability, and resistance against moisture, decay, and pests. Its smooth, splinter-free surface ensures a safe and enjoyable play environment. Embrace the lasting quality and captivating aesthetics of our Trim Trails, meticulously crafted with the finest Laminated Timber, guaranteeing endless hours of excitement and adventure for children of all ages.



SEE WHAT OUR CUSTOMERS SAY

PLAYGROUND RESURFACING KEY STAGE 1

"The management of the project by The School Playground Company exceeded our expectations and represented excellent value for money. We would highly recommend their services"

Kathy Layng – Business Manager



ROYAL LEMINGTON SPA KEY STAGE 1

"This is the second time that we have worked with The School Playground Company and the entire process from design to finished build has been so easy and so enjoyable! This is not something i can usually say about contract work. Chris and his team are professional, organised and friendly."

J Wallace – Headteacher



14 Greenfields Business Park,
Wheatfield Way,
Hinckley
LE10 1BB



info@schoolplaygroundcompany.co.uk



01455 412134